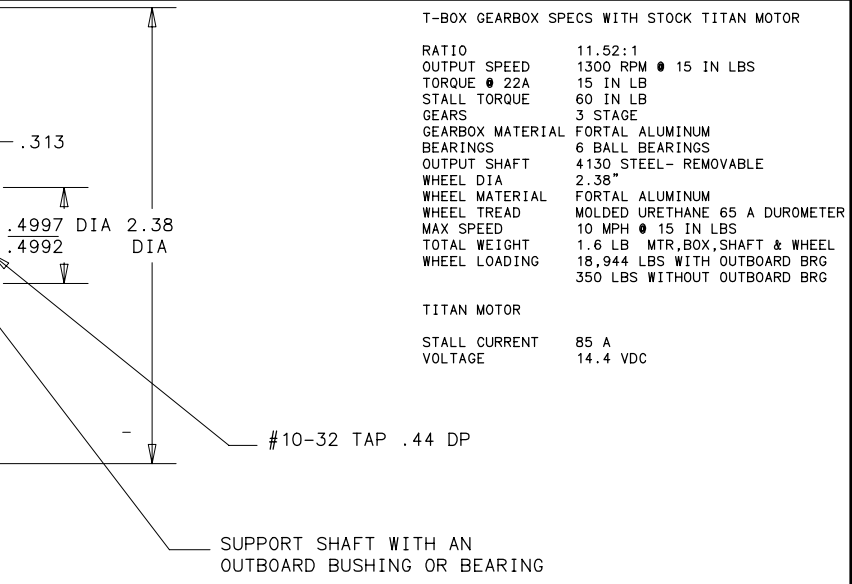
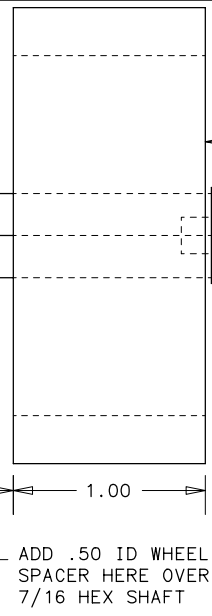
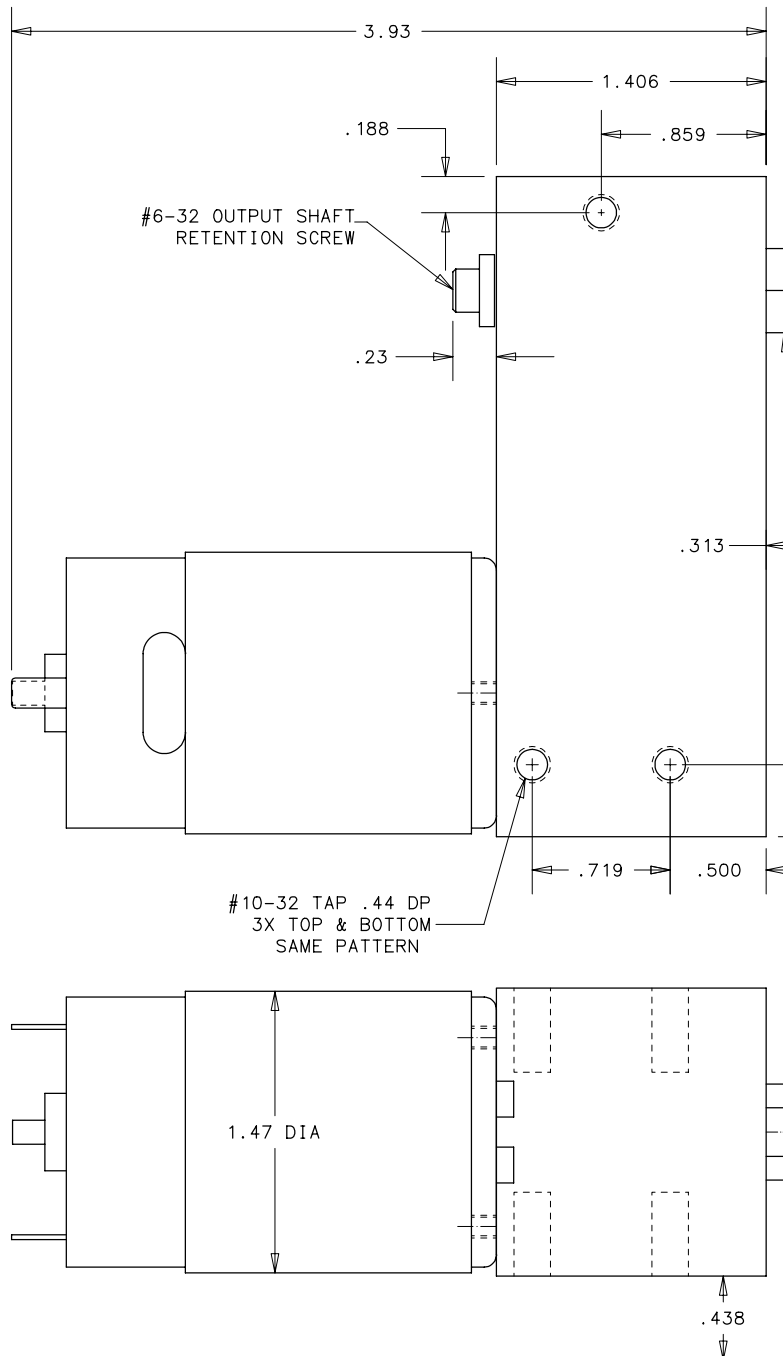


Scale FULL	Dr By TSE	TEAM <b>WHYACHI</b> ROBOTICS	814 E. FIRST AVE. DORCHESTER, WI.	A	TBOX	OF	A
Date 12-15-2002	Chk By			SIZE			REV.
THIS DRAWING AND ALL INFORMATION PRESENTED IS THE PROPERTY OF TEAM WHYACHI LLC AND IS STRICTLY CONFIDENTIAL. IT SHALL NOT BE COPIED REPRODUCED OR REVEALED WITHOUT WRITTEN CONSENT. THIS DRAWING MUST BE RETURNED UPON REQUEST.			TOLERANCE (EXCEPT AS NOTED) .0 — .032 .00 — .015 .000 — .005	TITLE: T-BOX GEARBOX W/ WHEEL			
			QTY.	DESCRIPTION	FOR: TITAN MOTOR 11.52:1 RATIO		
					TWR IDENTIFICATION NO.		



T-BOX GEARBOX SPECS WITH STOCK TITAN MOTOR

RATIO	11.52:1
OUTPUT SPEED	1300 RPM @ 15 IN LBS
TORQUE @ 22A	15 IN LB
STALL TORQUE	60 IN LB
GEARS	3 STAGE
GEARBOX MATERIAL	FORTAL ALUMINUM
BEARINGS	6 BALL BEARINGS
OUTPUT SHAFT	4130 STEEL- REMOVABLE
WHEEL DIA	2.38"
WHEEL MATERIAL	FORTAL ALUMINUM
WHEEL TREAD	MOLDED URETHANE 65 A DUROMETER
MAX SPEED	10 MPH @ 15 IN LBS
TOTAL WEIGHT	1.6 LB MTR, BOX, SHAFT & WHEEL
WHEEL LOADING	18,944 LBS WITH OUTBOARD BRG 350 LBS WITHOUT OUTBOARD BRG

TITAN MOTOR	
STALL CURRENT	85 A
VOLTAGE	14.4 VDC